

FUND	RECEIPTS	DISBURSEMENTS	QUARTERLY BAL	INVESTMENT BAL	END BALANCE	
GENERAL	298,634.63	9,072,311.23	8,696,657.46	674,288.40	4,147,336.71	4,821,625.11
HOTEL TAX	30,560.92	3,810.80	5,752.41	28,619.31	-	28,619.31
JCTF	28,202.75	3,047.84	27,639.67	3,610.92	-	3,610.92
ROAD & BRIDGE LEASE	21,676.97	-	91,074.53	(69,397.56)	-	(69,397.56)
ROAD & BRIDGE PCT 1	730,907.80	444,353.43	460,886.17	714,375.06	324,467.21	1,038,842.27
ROAD & BRIDGE PCT 2	6,432.12	415,200.80	540,761.92	(119,129.00)	226,403.72	107,274.72
ROAD & BRIDGE PCT 3	117,244.66	382,511.50	389,097.78	110,658.38	711,328.90	821,987.28
ROAD & BRIDGE PCT 4	425,977.91	382,176.89	497,509.82	310,644.98	640,347.46	950,992.44
LATERAL ROAD PCT 1	12,136.93	-	-	12,136.93	44,956.30	57,093.23
LATERAL ROAD PCT 2	11,886.52	-	-	11,886.52	32,224.23	44,110.75
LATERAL ROAD PCT 3	14,839.42	-	-	14,839.42	82,858.41	97,697.83
LATERAL ROAD PCT 4	14,641.55	-	-	14,641.55	72,797.51	87,439.06
JP SECURITY	32,860.88	744.46	18.00	33,587.34	-	33,587.34
SECURITY	-	7,092.57	36,256.88	(29,164.31)	-	(29,164.31)
ENV SERVICE	2,333.55	34,317.26	-	36,650.81	-	36,650.81
DISASTER REIMB	-	-	-	-	-	-
LAW LIBRARY	62,950.95	3,130.00	1,585.08	64,495.87	-	64,495.87
PRE TRIAL INTERVENTION	57,272.94	8,200.00	1,710.00	63,762.94	-	63,762.94
D A SPECIAL	866.56	6,453.53	-	7,320.09	-	7,320.09
D A HOT CHECK	36,401.62	595.00	382.82	36,613.80	-	36,613.80
AGING	218,859.35	90,249.59	111,431.16	197,677.78	-	197,677.78
SHERIFF COMMISSARY	36,794.07	3,423.74	964.91	39,252.90	-	39,252.90
DEBT SERVICE	33,027.30	943,559.55	-	976,586.85	1,457.71	978,044.56
DEBT SVC-ENV SVC	-	-	-	-	759,945.88	759,945.88
JUDICIARY	146,036.95	127,336.22	153,624.06	119,749.11	-	119,749.11
SO CONTRABAND	158,340.85	-	-	158,340.85	-	158,340.85
DA CONTRABAND	(65,624.93)	-	1,925.00	(67,549.93)	102,528.04	34,978.11
OTHER SEIZURES PEND	7,965.71	-	-	7,965.71	-	7,965.71
DRG SEIZURE PEND	9,006.85	-	-	9,006.85	210,536.73	219,543.58
RAP	179,843.92	59,672.00	18,825.00	220,690.92	-	220,690.92
CC RECORDS MGMT	2,066.83	3,414.97	4,974.08	507.72	-	507.72
DC RECORDS MGMT	35,430.53	3,563.95	5,244.50	33,749.98	-	33,749.98
CO & DIST CT TECH	3,372.27	262.89	-	3,635.16	-	3,635.16
PROBATION	17,708.32	408,561.41	421,497.50	4,772.23	-	4,772.23
TOTAL	2,688,656.70	12,403,989.63	11,467,818.75	3,624,827.58	7,357,188.81	10,982,016.39
JURY FUND	1,980.00	8,812.00	8,806.00	1,986.00	-	1,986.00
CREDIT CARDS CO CLERK	-	-	-	-	-	-
CREDIT CARDS JP	6,396.50	74,832.34	76,783.64	4,445.20	-	4,445.20
CC COUNTY CLERK	-	625.00	625.00	-	-	-
JP#3	106.00	36,425.61	36,450.61	81.00	-	81.00
JUDICIAL CONSTR	30,997.98	-	440.00	30,557.98	-	30,557.98
JAIL CONSTR	-	-	-	-	-	-
HISTORICAL COMMISSION	39,883.84	16.50	743.55	39,156.79	383,787.89	422,944.68
COLLEGE/COMMERCE	135,232.57	-	-	135,232.57	-	135,232.57
GRANT FUNDS	1,042,589.17	520,191.75	735,729.81	827,051.11	-	827,051.11
RETIREE HEALTH INS	847,354.67	419.84	17,945.69	829,828.82	-	829,828.82
PAYROLL	-	2,098,359.58	1,817,130.25	281,229.33	-	281,229.33
PERMANENT SCHOOL	27,019.57	4,831.13	1,752.14	30,098.56	561,554.13	591,652.69
AVAILABLE SCHOOL	141,892.49	72.43	14,327.76	127,637.16	81,332.73	208,969.89
FED EQUITABLE SHARE	15,380.10	-	7,337.80	8,042.30	-	8,042.30
GRAND TOTAL	4,977,489.59	15,148,575.81	14,185,891.00	5,940,174.40	8,383,863.56	14,324,037.96


I HEREBY CERTIFY THAT THE FOREGOING
REPORT IS TRUE AND CORRECT

Jane Williams
COUNTY TREASURER

SUBSCRIBED AND SWORN TO BEFORE ME

THIS 23rd DAY OF JANUARY, 2015

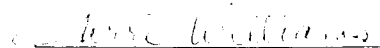
Stephanie Dale



INVESTMENT REPORT (OCT-DEC) 2014

POOL INVESTMENTS	BEG BAL	DEPOSITS	WITHDRAWALS	INTEREST	BALANCE	CD INVESTMENTS	PURCHASE DATE	CD #	AMOUNT	INT RATE	MATURITY DATE
General	4,146,397.47	19.03		920.21	4,147,336.71						
Road & Bridge PCT 1	324,440.75			26.46	324,467.21						
Road & Bridge PCT 2	226,385.20			18.52	226,403.72						
Road & Bridge PCT 3	711,270.75			58.15	711,328.90						
Road & Bridge PCT 4	640,295.15			52.31	640,347.46						
Lateral Road Pct 1	44,952.67			3.63	44,956.30						
Lateral Road Pct 2	32,221.60			2.63	32,224.23						
Lateral Road Pct 3	82,851.60			6.81	82,858.41						
Lateral Road Pct 4	72,791.56			5.95	72,797.51						
Debt Service	1,457.71			-	1,457.71						
DBT SVC-ENV SVC	759,883.80			62.08	759,945.88						
DA Contraband	102,519.66			8.38	102,528.04						
Drq Seizure Pend	210,519.57			17.16	210,536.73						
Judicial Center Constr	-			-	-						
Jail Construction	-			-	-						
Historical Commission	383,695.89			92.00	383,787.89						
Permanent School	561,549.53		41.31	45.91	561,554.13						
Available School	81,284.70	41.31		6.72	81,332.73						
TOTAL POOL ACCOUN	8,382,517.61	60.34	41.31	1,326.92	8,383,863.56						
TOTAL CD INVESTMENTS											
TOTAL INVESTMENTS					8,383,863.56						

This report is made in accordance with provisions of Gov. Code 2256, The Public Funds Investment Act, which requires quarterly reporting of investment transactions for county funds to the Commissioner's Court. The investments held in Polk County's portfolio comply with the Public Funds Investment Act and with the County's investment policy and strategies.



Tom Williams, County Investment Officer

FUND	RECEIPTS	DISBURSEMENTS	QUARTERLY BAL	INVESTMENT BAL	END BALANCE	
GENERAL (4,596,501.97)	17,922,229.30	13,027,092.70	298,634.63	4,146,397.47	4,445,032.10	
HOTEL TAX	27,381.22	5,219.56	2,039.86	30,560.92	30,560.92	
JCTF	24,548.67	4,640.00	985.92	28,202.75	28,202.75	
ROAD & BRIDGE LEASE	21,676.97	-	-	21,676.97	21,676.97	
ROAD & BRIDGE PCT 1	866,355.05	75,832.28	211,279.53	730,907.80	1,055,348.55	
ROAD & BRIDGE PCT 2	214,296.32	262,477.02	470,341.22	6,432.12	232,817.32	
ROAD & BRIDGE PCT 3	282,461.96	92,048.14	257,265.44	117,244.66	828,515.41	
ROAD & BRIDGE PCT 4	727,764.48	210,278.10	512,064.67	425,977.91	1,066,273.06	
LATERAL ROAD PCT 1	12,136.93	-	-	12,136.93	57,089.60	
LATERAL ROAD PCT 2	11,886.52	-	-	11,886.52	44,108.12	
LATERAL ROAD PCT 3	14,839.42	-	-	14,839.42	97,691.02	
LATERAL ROAD PCT 4	14,641.55	-	-	14,641.55	87,433.11	
JP SECURITY	31,847.88	1,013.00	-	32,860.88	32,860.88	
SECURITY	19,466.03	24,339.61	43,805.64	-	-	
ENV SERVICE	63,806.15	34,118.32	95,590.92	2,333.55	2,333.55	
DISASTER REIMB	-	-	-	-	-	
LAW LIBRARY	60,799.81	3,080.00	928.86	62,950.95	62,950.95	
PRE TRIAL INTERVENTION	57,182.94	2,050.00	1,960.00	57,272.94	57,272.94	
D A SPECIAL (2,566.81)	16,191.87	12,758.50	866.56	866.56	866.56	
D A HOT CHECK	35,883.55	805.00	286.93	36,401.62	36,401.62	
AGING	231,877.23	87,330.95	100,348.83	218,859.35	218,859.35	
SHERIFF COMMISSARY	32,908.66	5,460.58	1,575.17	36,794.07	36,794.07	
DEBT SERVICE	2,431,146.76	134,867.19	2,532,986.65	33,027.30	34,485.01	
DEBT SVC-ENV SVC	-	-	-	1,457.71	759,883.80	
JUDICIARY	137,457.84	154,323.21	145,744.10	146,036.95	146,036.95	
SO CONTRABAND	152,734.93	5,605.92	-	158,340.85	158,340.85	
DA CONTRABAND	(68,027.45)	2,402.52	-	(65,624.93)	102,519.66	
OTHER SEIZURES PEND	7,965.71	-	-	7,965.71	7,965.71	
DRG SEIZURE PEND	9,760.62	11,390.70	12,144.47	9,006.85	210,519.57	
RAP	119,386.16	65,038.00	4,580.24	179,843.92	179,843.92	
CC RECORDS MGMT	7,280.77	4,691.29	9,905.23	2,066.83	2,066.83	
DC RECORDS MGMT	31,902.35	3,528.18	-	35,430.53	35,430.53	
CO & DIST CT TECH	3,139.96	233.42	1.11	3,372.27	3,372.27	
PROBATION	14,020.51	456,261.13	452,573.32	17,708.32	17,708.32	
TOTAL	999,460.72	19,585,455.29	17,896,259.31	2,688,656.70	7,355,987.49	10,044,644.19
JURY FUND	1,992.00	25,758.00	25,770.00	1,980.00	-	1,980.00
CREDIT CARDS CO CLERK	-	-	-	-	-	-
CREDIT CARDS JP	2,936.50	100,956.10	97,496.10	6,396.50	-	6,396.50
CC COUNTY CLERK	-	356.00	356.00	-	-	-
JP#3	106.00	52,228.30	52,228.30	106.00	-	106.00
JUDICIAL CONSTR	33,920.40	-	2,922.42	30,997.98	-	30,997.98
JAIL CONSTR	-	-	-	-	-	-
HISTORICAL COMMISSION	40,436.22	148.80	701.18	39,883.84	383,695.89	423,579.73
COLLEGE/COMMERCE	235,232.57	-	100,000.00	135,232.57	-	135,232.57
GRANT FUNDS	612,595.70	2,808,566.44	2,378,572.97	1,042,589.17	-	1,042,589.17
RETIREE HEALTH INS	802,759.76	55,112.84	10,517.93	847,354.67	-	847,354.67
PAYROLL	-	2,000,967.20	2,000,967.20	-	-	-
PERMANENT SCHOOL	11,015.52	21,497.49	5,493.44	27,019.57	561,549.53	588,569.10
AVAILABLE SCHOOL	61,479.89	80,412.60	-	141,892.49	81,284.70	223,177.19
FED EQUITABLE SHARE	20,042.30	-	4,662.20	15,380.10	-	15,380.10
GRAND TOTAL	2,821,977.58	24,731,459.06	22,575,947.05	4,977,489.59	8,382,517.61	13,360,007.20

I HEREBY CERTIFY THAT THE FOREGOING REPORT IS TRUE AND CORRECT

Jane Williams
 COUNTY TREASURER

SUBSCRIBED AND SWORN TO BEFORE ME

THIS 16TH DAY OF DECEMBER 2014

Stephanie Dale




INVESTMENT REPORT (JUL-SEPT 2014)

FUND	POOL INVESTMENTS	BEG BAL	DEPOSITS	WITHDRAWALS	INTEREST	BALANCE
10	General	11,144,349.87	16.77	7,000,000.00	2,030.83	4,146,397.47
21	Road & Bridge PCT 1	324,413.54			27.21	324,440.75
22	Road & Bridge PCT 2	226,366.26			18.94	226,385.20
23	Road & Bridge PCT 3	711,211.06			59.69	711,270.75
24	Road & Bridge PCT 4	640,241.37			53.78	640,295.15
21	Lateral Road Pct 1	44,948.93			3.74	44,952.67
22	Lateral Road Pct 2	32,218.87			2.73	32,221.60
23	Lateral Road Pct 3	82,844.73			6.87	82,851.60
24	Lateral Road Pct 4	72,785.55			6.01	72,791.56
61	Debt Service	1,457.71			-	1,457.71
61	DBT SVC-ENV SVC	759,820.01			63.79	759,883.80
90	DA Contraband	102,511.05			8.61	102,519.66
90	Drq Seizure Pend	220,955.80		10,454.70	18.47	210,519.57
19	Judicial Center Constr					-
20	Jail Construction					-
28	Historical Commission	383,603.88			92.01	383,695.89
91	Permanent School	561,547.28		44.87	47.12	561,549.53
92	Available School	81,233.01	44.87		6.82	81,284.70
TOTAL POOL ACCOUN		15,390,508.92	61.64	7,010,499.57	2,446.62	8,382,517.61
TOTAL CD INVESTMENTS						-
TOTAL INVESTMENTS						8,382,517.61


CD INVESTMENTS	PURCHASE DATE	CD #	AMOUNT	INT RATE	MATURITY DATE
----------------	---------------	------	--------	----------	---------------

This report is made in accordance with provisions of Gov. Code 2256, The Public Funds Investment Act, which requires quarterly reporting of investment transactions for county funds to the Commissioner's Court. The investments held in Polk County's portfolio comply with the Public Funds Investment Act and with the County's investment policy and strategies.


 Terri Williams, County Investment Officer

ANNUAL INVESTMENT REPORT (OCT 2013-SEPT 2014)

FUND	POOL INVESTMENTS	BEG BAL	DEPOSITS	WITHDRAWALS	INTEREST	BALANCE	CD INVESTMENTS	PURCHASE DATE	CD #	AMOUNT	INT RATE	MATURITY DATE
10	General (TexPool & MBIA)	3,139,154.34	9,000,047.68	7,999,987.57	7,183.02	4,146,397.47						
21	Road & Bridge PCT 1	324,331.60			109.15	324,440.75						
22	Road & Bridge PCT 2	226,309.03			76.17	226,385.20						
23	Road & Bridge PCT 3	711,031.55			239.20	711,270.75						
24	Road & Bridge PCT 4	640,079.64			215.51	640,295.15						
21	Lateral Road Pct 1	44,937.48			15.19	44,952.67						
22	Lateral Road Pct 2	32,210.72			10.88	32,221.60						
23	Lateral Road Pct 3	82,823.75			27.85	82,851.60						
24	Lateral Road Pct 4	72,767.10			24.46	72,791.56						
61	Debt Service	1,457.71			-	1,457.71						
61	DBT SVC-ENV SVC	759,628.26			255.54	759,883.80						
90	DA Contraband	102,485.09			34.57	102,519.66						
90	Drq Seizure Pend	123,836.96	105,485.00	18,859.79	57.40	210,519.57						
19	Judicial Center Constr	89,384.84		89,400.39	15.55	(0.00)						
20	Jail Construction	-	-	-	-	-						
28	Historical Commission	383,435.78	383,500.88	383,500.88	260.11	383,695.89						
91	Permanent School	591,553.39		30,198.24	194.38	561,549.53						
92	Available School	213,047.21	151.48	131,953.24	39.25	81,284.70						
	TOTAL POOL ACCOUNTS	7,538,474.45	9,489,185.04	8,653,900.11	8,758.23	8,382,517.61						
	TOTAL CD INVESTMENTS											
	TOTAL INVESTMENTS					8,382,517.61						


 Tern Williams, County Investment Officer